

How to measure the wavefunction absolute squared of a moving particle by using mirrors

Volker Hannstein and Gerhard C. Hegerfeldt

Institut für Theoretische Physik, Universität Göttingen, Tammannstr. 1, 37077 Göttingen, Germany

We consider a slow particle with wavefunction $\psi_t(\mathbf{x})$, moving freely in some direction. A mirror is briefly switched on around a time T and its position is scanned. It is shown that the measured reflection probability then allows the determination of $|\psi_T(\mathbf{x})|^2$. Experimentally available atomic mirrors should make this method applicable to the center-of-mass wavefunction of atoms with velocities in the cm/s range.

PACS numbers: 03.65.Wj, 03.75.Be, 32.80.Lg

Measuring the absolute value of a wavefunction is part of the more general quest to reconstruct a quantum state from a series of repeated measurements on a system [1, 2, 3, 4, 5, 6, 7, 8, 9, 10, 11, 12, 13, 14, 15]. Physically, the absolute square, $|\psi_t(\mathbf{x})|^2$, of the wavefunction of a particle gives the probability density for finding the particle at the position \mathbf{x} , at time t . Hence, to determine it experimentally for an unknown wavefunction one just would have to perform a series of repeated position measurements. In general, the difficulty with this procedure is the required precision since it must be much better than the spatial extent of the wavefunction. An additional problem occurs for slow laser cooled atoms since their wavefunction can be influenced by a measurement. Here we are mainly interested in the center-of-mass (CM) motion of such slow laser-cooled atoms with wavefunction widths in the region of a few micrometers and velocities in the cm/s range. Such states can be obtained by letting atoms escape from a trap [16].

An elegant position measurement technique [17], which would have the necessary resolution, places the atom in a strong gradient of a magnetic or light field. In this field the internal energy levels vary rapidly with position. By sending a light beam at one of the atomic resonance frequencies one then detects the atoms which are located where the resonance occurs. In this way, sub-wavelength resolution can be achieved. However, when the atom moves through the field its CM wavefunction will, except under special circumstances, be affected by the interaction and will not remain the original free CM wavefunction. Hence one might not obtain $|\psi_t(\mathbf{x})|^2$ but some other distribution.

In this paper we propose an alternative method for determining $|\psi_t(\mathbf{x})|^2$ for very slow free particles, in particular for laser cooled atoms. This method uses reflection by a mirror which is switched on for a brief time period τ and whose position is scanned. The reflection probability, which can be determined sufficiently far away from the mirror by fluorescence techniques, will be shown to allow the determination of $|\psi_t(\mathbf{x})|^2$.

A suitable mirror is an evanescent wave (EW) mirror [18, 19, 20, 21], depicted in fig. 1. A laser beam enters a prism and is totally reflected at the surface, creating an evanescent wave outside the prism. Due to the in-

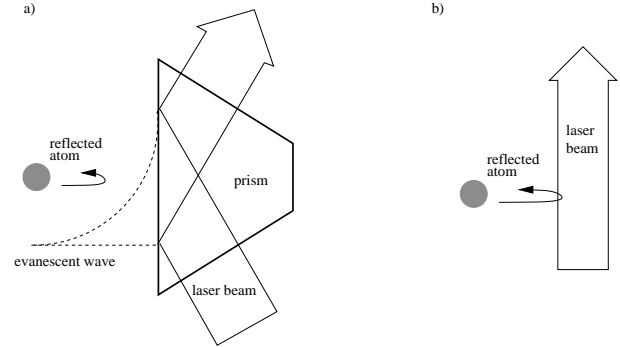


FIG. 1: Schematic sketch of an evanescent wave mirror. The atoms are reflected by the potential created by the evanescent wave which occurs on the surface of the prism.

tensity gradient an atom positioned there experiences a steep exponential potential which is repulsive if the laser frequency is above the atomic resonance frequency (blue detuning). For a strong laser, a slow atom will be reflected without reaching the surface. Such a mirror is easily switched on and off by an acousto-optic modulator. Switching times of $.5 \mu\text{s}$ or less can be implemented. Reflection takes place within a region in the order of $0.1 \mu\text{m}$. For our purposes the experimental setup could be similar to the temporal two-slit experiment of Ref. [16].

To simplify the analysis we replace the exponential potential of the mirror by a high square potential barrier. Letting its height go to infinity and its thickness go to zero the mirror is modeled by a reflecting plane. Possible adsorption on the prism of the mirror is disregarded. This modeling simplifies the mathematics but keeps the essential physics. It will be shown that for small τ the reflection probability scales as $\sqrt{\tau}$, multiplied by a factor depending on the absolute square of the wavefunction at the position of the mirror. It is also shown that for larger τ there is a region of linear dependence.

First we consider the one-dimensional case, with a free wavefunction coming from the left and traveling to the right (see fig. 2), which is denoted by $\psi_t(x)$ if there is no mirror present. When the mirror is active from $T-\tau/2$ to $T+\tau/2$ the wavefunction evolves freely until time $T-\tau/2$, experiences the mirror from $T-\tau/2$ to $T+\tau/2$ and then

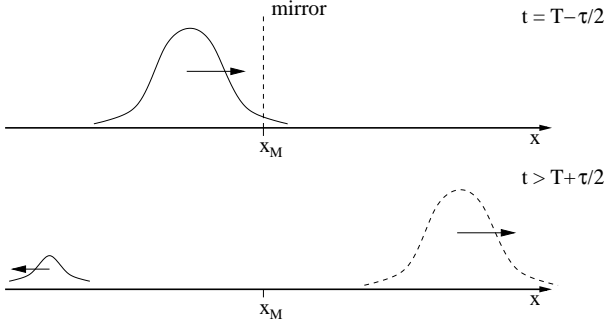


FIG. 2: Wave packet $\psi_t(x)$ coming in from the left (solid line). Mirror (dashed) at x_M switched on at $T - \tau/2$ and switched off at $T + \tau/2$. Partially reflected wave (dotted). Measured reflection probability allows the determination of $|\psi_T(x_M)|^2$.

again evolves freely. The mirror action causes partial reflection, and the reflected part can be calculated either by an eigenfunction expansion, or with Green's functions as in the following.

The mirror is first positioned at $x_M = 0$. The free time development operator $U^F(t, 0)$ is given in terms of the free Green's function $G_t^F(x)$ by

$$\begin{aligned} \langle x|U^F(t, 0)|x' \rangle \\ \equiv G_t^F(x - x') = \sqrt{m/2\pi i \hbar t} e^{-m(x-x')^2/2i\hbar t}. \end{aligned} \quad (1)$$

During the time the mirror is active the time development operator $U^\pm(t, 0)$ on the right (+) and left (-) half axis, respectively, is given in terms of the Green's function $G_t^\pm(x, x')$ by

$$\begin{aligned} \langle x|U^\pm(t, 0)|x' \rangle &\equiv G_t^\pm(x, x') \\ &= \theta_\pm(x)(G_t^F(x - x') - G_t^F(x + x'))\theta_\pm(x') \end{aligned}$$

where $\theta_\pm(x) \equiv \theta(\pm x)$ and $\theta(x)$ is the Heaviside function. Let ϕ_t^\pm denote the wavefunction on the right and left half axis, respectively, when the mirror is active. With $\psi_{T-\tau/2}$ the (free) wavefunction on the whole axis at time $T - \tau/2$, one has $\phi_{T+\tau/2}^\pm = U^\pm(\tau, 0)(\theta_\pm\psi_{T-\tau/2})$, i.e.

$$\begin{aligned} \phi_{T+\tau/2}^\pm(x) &= \theta_\pm(x)(G_\tau^F * (\theta_\pm\psi_{T-\tau/2}))(x) \\ &\quad - \theta_\pm(x)(G_\tau^F * \hat{\pi}(\theta_\pm\psi_{T-\tau/2}))(x), \end{aligned} \quad (2)$$

where $*$ denotes convolution and $\hat{\pi}$ reflection: $x \rightarrow -x$. The complete wavefunction at the switch-off time is $\phi_{T+\tau/2}(x) = \phi_{T+\tau/2}^+(x) + \phi_{T+\tau/2}^-(x)$, which then evolves freely at later times. The reflected part is given by the Fourier transform $\tilde{\phi}_{T+\tau/2}(k)$ for $k < 0$ and the reflection probability, denoted by $N_{\text{ref}}(\tau, T; x_M)$, is given by its norm squared, i.e. for $x_M = 0$

$$N_{\text{ref}}(\tau, T; 0) = \int_{-\infty}^0 dk |\tilde{\phi}_{T+\tau/2}(k)|^2. \quad (3)$$

Fourier transforming eq. (2) one obtains after some calculation

$$\begin{aligned} \tilde{\phi}_{T+\tau/2}(k) &= \frac{1}{2}(\tilde{\psi}_{T-\tau/2}(k) - \tilde{\psi}_{T-\tau/2}(-k))e^{-i\alpha k^2} \\ &\quad + \frac{1}{2\pi^2} \mathcal{P} \int_{-\infty}^{\infty} dk' \left[\frac{1}{k' - k} + \frac{1}{k' + k} \right] e^{-i\alpha k'^2} \\ &\quad \times \mathcal{P} \int_{-\infty}^{\infty} dk'' \frac{\tilde{\psi}_{T-\tau/2}(k'')}{k' - k''} \end{aligned} \quad (4)$$

where \mathcal{P} denotes Cauchy's principal value and

$$\alpha \equiv \hbar\tau/2m. \quad (5)$$

For $\tau \rightarrow 0$ the right hand side of eq. (4) has to converge to $\tilde{\psi}_T(k)$ which shows that there must be compensations between the first and second term. As a consequence, the behavior for small τ (i.e. small α) is not easily extracted from this equation. We therefore use the skew-reciprocity of the Hilbert transform [22] to write

$$\begin{aligned} \frac{1}{2}(\tilde{\psi}_{T-\tau/2}(k) - \tilde{\psi}_{T-\tau/2}(-k))e^{-i\alpha k^2} &= \\ \tilde{\psi}_{T-\tau/2}(k)e^{-i\alpha k^2} + \frac{1}{2\pi^2} \mathcal{P} \int_{-\infty}^{\infty} dk' \left[\frac{1}{k' - k} + \frac{1}{k' + k} \right] \\ \times \mathcal{P} \int_{-\infty}^{\infty} dk'' \frac{\tilde{\psi}_{T-\tau/2}(k'')}{k' - k''} e^{-i\alpha k''^2} \end{aligned} \quad (6)$$

and then use the anti-symmetry in k' of the square bracket in eq. (4) to obtain, with the substitution $\kappa = k'/\sqrt{\alpha}$ and $\tilde{\psi}_{T-\tau/2}(k) = e^{i\alpha k^2/2}\tilde{\psi}_T(k)$,

$$\begin{aligned} \tilde{\phi}_{T+\tau/2}(k) &= \tilde{\psi}_T(k)e^{-i\alpha k^2/2} \\ &\quad + \frac{\sqrt{\alpha}}{2\pi^2} \mathcal{P} \int_{-\infty}^{\infty} d\kappa \left[\frac{1}{\kappa - \sqrt{\alpha}k} + \frac{1}{\kappa + \sqrt{\alpha}k} \right] \\ &\quad \times \int_{-\infty}^{\infty} dk'' 2\kappa \frac{e^{-i\kappa^2} - e^{-i\alpha k''^2}}{\kappa^2 - \alpha k''^2} e^{i\alpha k''^2/2} \tilde{\psi}_T(k''). \end{aligned} \quad (7)$$

The last, now non-singular, integrand can be expanded in $\sqrt{\alpha}$, i.e. $\sqrt{\alpha}k \ll 1$ for typical k values of $\tilde{\psi}$, which in lowest order yields for eq. (7)

$$\begin{aligned} \tilde{\phi}_{T+\tau/2}(k) &= \tilde{\psi}_T(k)e^{-i\alpha k^2/2} \\ &\quad + \sqrt{\alpha} \frac{\sqrt{2\pi}}{\pi^2} \psi_T(0) \mathcal{P} \int_{-\infty}^{\infty} d\kappa \frac{1}{\kappa - \sqrt{\alpha}k} \frac{e^{-i\kappa^2} - 1}{\kappa} \end{aligned} \quad (8)$$

where $\int dk'' \tilde{\psi}_T(k'') = \sqrt{2\pi} \psi_T(0)$ has been used. For $k < 0$ one has $\tilde{\psi}_T(k) = 0$ since the free particle is coming in from the left. The reflected wavefunction has a $\sqrt{\alpha}$ in front and from this one might, erroneously, expect that the reflection probability goes as α , i.e. as τ . However, calculating the reflection probability with Eqs. (3) and (8), while using the symmetry of the appearing integrands and employing footnote [22], the substitution

$k \rightarrow k/\sqrt{\alpha}$ gives an additional $1/\sqrt{\alpha}$ and one obtains, with the mirror located at $x_M = x$,

$$N_{\text{ref}}(\tau, T; x_M = x) = 2\sqrt{\frac{\hbar\tau}{\pi m}} |\psi_T(x)|^2 \quad (9)$$

in lowest order in $\sqrt{\tau}$, with the mirror active from $T - \tau/2$ to $T + \tau/2$. Since $\int dx |\psi_T|^2 = 1$, eq. (9) implies

$$|\psi_T(x)|^2 = N_{\text{ref}}(\tau, T; x_M = x) / \int dx' N_{\text{ref}}(\tau, T; x'). \quad (10)$$

Going to higher orders in the expansion of the last integral in eq. (7) one obtains after some calculation, again using the symmetry of the appearing integrands and employing footnote [22],

$$N_{\text{ref}}(\tau, T; x_M = x) = 2\sqrt{\frac{\hbar\tau}{\pi m}} \left[|\psi_T(x)|^2 - \frac{\hbar\tau}{6m} \text{Re}(\overline{\psi_T(x)} \psi_T''(x)) + \mathcal{O}(\tau^2) \right]. \quad (11)$$

Thus eq. (9) is expected to be a good approximation if τ satisfies $\tau \ll 6m|\psi_T(x_M)|/\hbar|\psi_T''(x_M)|$. This shows that if the curvature of the wavefunction is large one needs short switch-on durations of the mirror for eq. (9) to be a good approximation. Equation (10), on the other hand, turns out to be valid for a much wider range of mirror pulses τ .

It will now be shown that there is a linear regime for larger τ and that eq. (10) also holds in this regime. By means of Eqs. (3) and (7) one can write N_{ref} in the form

$$N_{\text{ref}}(\tau, T; 0) = \int dk_1 dk_2 \overline{\tilde{\psi}_T(k_1)} I(k_1, k_2) \tilde{\psi}_T(k_2) \quad (12)$$

where a lengthy calculation gives for the integral kernel

$$I(k_1, k_2) = \frac{i}{2\pi(k_2^2 - k_1^2)} \times \left\{ e^{-i\alpha(k_2^2 - k_1^2)/2} [k_1 \text{erf}(\sqrt{i\alpha}k_1) + k_2 \text{erf}(\sqrt{-i\alpha}k_2)] - e^{i\alpha(k_2^2 - k_1^2)/2} [k_2 \text{erf}(\sqrt{i\alpha}k_2) + k_1 \text{erf}(\sqrt{-i\alpha}k_1)] \right\}. \quad (13)$$

Expanding this for small α , i.e. $\sqrt{\alpha}k \ll 1$ for typical k values of ψ , one recovers Eqs. (9) and (11). On the other hand, when $\sqrt{\alpha}k \gg 1$ one can use the asymptotic expansion of the error function, $\text{erf}z = 1 + \pi^{-1/2} e^{-z^2} \{-1/z + 1/2z^3 + \mathcal{O}(z^{-5})\}$. With this one obtains in lowest order

$$I(k_1, k_2) = \frac{\alpha}{2\pi} (k_1 + k_2) \frac{\sin \alpha(k_2^2 - k_1^2)/2}{\alpha(k_2^2 - k_1^2)/2}. \quad (14)$$

The contributions from the next order cancel and z^{-3} yields an $\alpha^{-3/2}$ term. Provided $\alpha k_0 \Delta_k$ is small, with $\hbar k_0$ the mean momentum and $\hbar \Delta_k$ the momentum width, the last fraction in eq. (14) can be approximated by 1 and

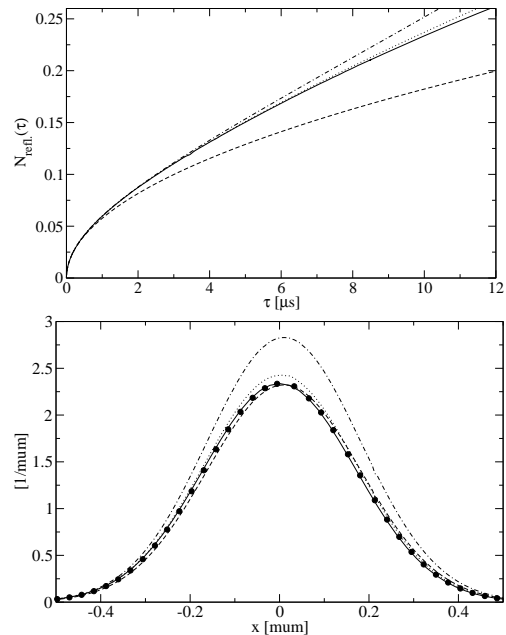


FIG. 3: Reflection probability vs. pulse duration τ for a slow ($v_0 = 1.1$ cm/s) initially minimal Gaussian wave packet for Cs atoms prepared at time $t = 0$ with mean position $x_0 = -0.66 \mu\text{m}$, initial width $\Delta_x = 0.1 \mu\text{m}$. Mirror switched on at $T = 60 \mu\text{s}$. Solid line: numerical result. Dashed line: lowest order (eq. (9)). Dashed-dotted line: up to second order. Dotted line: up to third order.

FIG. 4: Wavefunction and T as in fig. 3. Solid line: $|\psi_T(x)|^2$. Dashed-dotted line: $N_{\text{ref}}(\tau, T; x_M = x)/2\sqrt{\hbar\tau/\pi m}$ for $\tau = 1 \mu\text{s}$. Dotted: the same for $\tau = 5 \mu\text{s}$. Fat dots: r.h.s of eq. (10) for $\tau = 1 \mu\text{s}$. Dashed: r.h.s of eq. (10) for $\tau = 5 \mu\text{s}$.

k_1 and k_2 by k_0 . Then, in this order, $N_{\text{ref}}(\tau, T; x_M = x) = 2|\psi_T(x)|^2 k_0 \alpha \equiv |\psi_T(x)|^2 v_0 \tau$, which yields eq. (10). Under the same assumptions the next nonvanishing correction is small. Hence in this regime the reflection probability is linear in τ and eq. (10) is a good approximation [23]. For the wavefunction considered in fig. 5 one has $\sqrt{\alpha}k = 25 \gg 1$ and $\alpha k_0 \Delta_k \leq .8$ which is sufficient in this case.

In fig. 3, a numerically calculated reflection probability $N_{\text{ref}}(\tau, T; x_M = 0)$ as a function of τ is compared with various analytic approximations. For the chosen example of a Gaussian wavefunction of a Cs atom with velocity $v_0 = 1.1$ cm/s it is seen that eq. (9) agrees well with the exact result for $\tau \leq 1.5 \mu\text{s}$. For higher velocities shorter pulse durations τ are needed in eq. (9). If these are too short for available mirrors one may either fit the higher order result in eq. (11) to experimentally obtained reflection probabilities for different pulse durations τ or, better, use eq. (10) in the regime linear in τ .

In fig. 4 we consider the same wavefunction as in fig. 3. The solid line is $|\psi_T(x)|^2$. This is compared with the numerically obtained reflection probability, $N_{\text{ref}}(\tau, T; x_M = x)$, for different mirror positions x , divided by $2\sqrt{\hbar\tau/\pi m}$

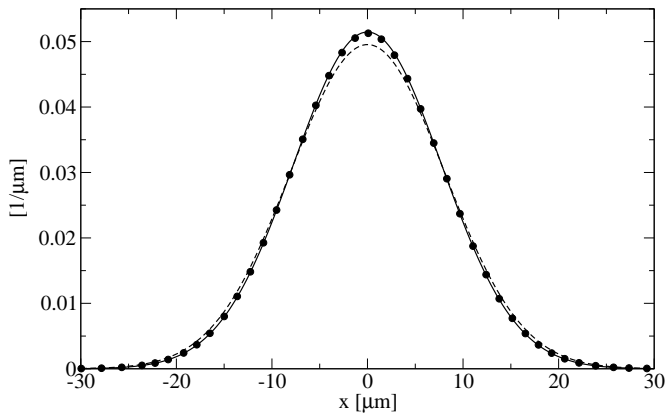


FIG. 5: Slow ($v_0 = 25$ cm/s) initially minimal Gaussian wave packet for Cs atoms prepared at time $t = 0$ with mean position $x_0 = -12$ mm, initial width $\Delta_x = 1.6$ μm . Mirror switched on at $T = 50$ ms. Plotted: $|\psi_T(x)|^2$ (solid line) and r.h.s of eq. (10) for $\tau = 10$ μs (dots) and $\tau = 30$ μs (dashed line).

in view of eq. (9). For $\tau = 1$ μs (dashed-dotted line) the agreement is good, but not quite so good for $\tau = 5$ μs (dotted line), as expected from fig. 3. Also in fig. 4 is plotted the right hand side of eq. (10) for $\tau = 1$ μs and $\tau = 5$ μs . For $\tau = 1$ μs (fat dots) it is practically indistinguishable from $|\psi_T(x)|^2$ and now also for $\tau = 5$ μs (dashed line) the agreement is excellent. The slight shift is due to the next order term in eq. (11).

A test of eq. (10) in the linear regime is displayed in fig. 5 for a slow ($v_0 = 25$ cm/s) wavefunction for which the lowest order expressions in Eqs. (9) and (8) are valid only for unrealistically short pulse durations of less than 0.01 μs . However, even for pulse durations of up to $\tau = 30$ μs the right hand side of eq. (10) agrees extremely well with $|\psi_T(x)|^2$. This is remarkable since during 30 μs the wavefunction moves by 7.5 μm , a third of its width at time T , and the agreement is attributed to interference.

In the three-dimensional case the mirror is first assumed to be positioned at x_M and parallel to the $y - z$ plane. The wave packet is assumed to be incident from

the negative x direction, i.e. $\tilde{\psi}_t(\mathbf{k})$ is nonzero for $k_x > 0$ only. The analysis is analogous to the one-dimensional case and one obtains

$$\int dy \int dz |\psi_T(x_M, y, z)|^2 = N_{\text{reff}}(\tau, T; x_M) / \int dx' N_{\text{reff}}(\tau, T; x') \quad (15)$$

both in the square-root and linear regime. By this experimental setup one therefore obtains the position space density for the wavefunction integrated over the mirror plane [24]. By rotating the mirror by different angles around the point x_M one can also obtain the integrated atomic density in these rotated planes. In addition one may also vary the point x_M . This is similar to the situation encountered in computer tomography, and in this way one can recover $|\psi_T(\mathbf{x})|^2$ from the experimental data by standard techniques. The presence of a perpendicular gravitational field does not change the conclusions provided the pulse duration is sufficiently short. Indeed, until the mirror is switched on the free evolution is modified by the gravitational potential, but during the short pulse time its effect is negligible and the reflection probability is similar as before.

In summary, we have proposed to measure the absolute square of the wavefunction of a slowly moving particle by using reflection from a pulsed mirror. It has been shown that for short pulse duration τ the reflection probability scales as $\sqrt{\tau}$ and for somewhat longer duration as τ . By measuring the reflection probability and scanning the mirror position one can determine $|\psi_t(\mathbf{x})|^2$. With presently available atomic mirrors it should be possible to apply this method to the center-of-mass wavefunction of atoms with velocities in the cm/s range. This technique provides a sub-wavelength resolution and has the advantage of avoiding, at least in principle, the problem of a possible disturbance of the wavefunction during the measurement.

-
- [1] M. Paris and J. Řeháček, eds., *Quantum State Estimation*, vol. 649 of *Lecture Notes in Physics* (Springer, 2004).
- [2] U. Leonhardt, *Measuring the quantum state of light*, Cambridge studies in modern physics (Cambridge Univ. Press, 1997).
- [3] P. J. Bardoff, C. Leichle, G. Schrade, and W. P. Schleich, *Phys. Rev. Lett.* **77**, 2198 (1996).
- [4] D. Leibfried, D. M. Meekhof, B. E. King, C. Monroe, W. M. Itano, and D. J. Wineland, *Phys. Rev. Lett.* **77**, 4281 (1996).
- [5] C. Monroe, *Nature* **416**, 238 (2002).
- [6] F. Schmidt-Kaler, H. Häffner, M. Riebe, S. Gulde, G. P. T. Lancaster, T. Deuschle, C. Becher, C. F. Roos, J. Eschner, and R. Blatt, *Nature* **422**, 408 (2003).
- [7] C. Kurtsiefer, T. Pfau, and J. Mlynek, *Nature* **386**, 150 (1997).
- [8] M. Baron, H. Rauch, and M. Suda, *J. Opt. B: Quantum Semiclass. Opt.* **5**, S241 (2003).
- [9] D. A. Kokorowski and D. E. Pritchard, *J. Mod. Opt.* **44**, 2575 (1997).
- [10] A.-A. Dhirani, D. A. Kokorowski, R. A. Rubenstein, T. D. Hammond, B. Rohwedder, E. T. Smith, A. D. Roberts, and D. E. Pritchard, *J. Mod. Opt.* **44**, 2583 (1997).
- [11] R. A. Rubenstein, A.-A. Dhirani, D. A. Kokorowski, T. D. Roberts, E. T. Smith, W. W. Smith, H. J. Bernstein, J. Lehner, S. Gupta, and D. E. Pritchard, *Phys. Rev. Lett.* **82**, 2018 (1999).
- [12] D. E. Pritchard, R. A. Rubenstein, A.-A. Dhirani, D. A.

- Kokorowski, E. T. Smith, T. D. Hammond, and B. Rohwedder, Phys. Rev. A **59**, 4641 (1999).
- [13] R. A. Rubenstein, D. A. Kokorowski, A.-A. Dhirani, T. D. Roberts, S. Gupta, J. Lehner, W. W. Smith, E. T. Smith, H. J. Bernstein, and D. E. Pritchard, Phys. Rev. Lett. **83**, 2285 (1999).
- [14] D. A. Kokorowski, T. D. Roberts, R. A. Rubenstein, E. T. Smith, and D. E. Pritchard, Fortschr. Phys. **48**, 615 (2000).
- [15] K. T. Kapale, S. Qamar, and M. S. Zubairy, Phys. Rev. A **67**, 023805 (2003).
- [16] P. Szniftgiser, D. Guéry-Odelin, M. Arndt, and J. Dalibard, Phys. Rev. Lett. **77**, 4 (1996).
- [17] C. Salomon, J. Dalibard, A. Aspect, H. Metcalf, and C. Cohen-Tannoudji, Phys. Rev. Lett. **59**, 1659 (1987).
- [18] R. J. Cook and R. K. Hill, Opt. Commun. **43**, 258 (1982).
- [19] V. Balykin, V. Letokhov, Y. B. Ovchinnikov, and A. Sidorov, JETP Lett. **45**, 282 (1987).
- [20] V. Balykin, V. Letokhov, Y. B. Ovchinnikov, and A. Sidorov, Phys. Rev. Lett. **60**, 2137 (1988).
- [21] M. A. Kasevich, D. S. Weiss, and S. Chu, Opt. Lett. **15**, 607 (1990).
- [22] Formally this means $\int dk' \mathcal{P} \frac{1}{k'-k} \mathcal{P} \frac{1}{k'-k''} = \pi^2 \delta(k-k'')$.
- [23] When $\tau, \alpha \rightarrow \infty$, then $I \rightarrow \delta$ and $N_{\text{refl}} \rightarrow 1$, as it should.
- [24] It may be tempting to take the expression on the l.h.s. of Eq. (15), considered as a function of T with x_M fixed, as proportional to the arrival time probability density at the mirror, but this differs in general from the quantum expression of [25] J. Kijowski, Rep. Math. Phys. **6**, 361 (1974), recently discussed e.g. in [26] V. Hannstein, G. C. Hegerfeldt and J. G. Muga, J. Phys. B **38**, 409 (2005). For the parameters of Fig. 5, however, there is good agreement between both.
- [25] J. Kijowski, Rep. Math. Phys. **6**, 361 (1974).
- [26] V. Hannstein, G. C. Hegerfeldt, and J. G. Muga, J. Phys. B: At. Mol. Opt. Phys. **38**, 409 (2005).